





Junior Girl Scout Signs Requirements

Name _____

Award	Badge Work	Activity	Sign Requirements Completed
<p style="text-align: center;">Sign of the Star</p> 	<p>1) Earn a badge in a topic that you know nothing about or that teaches you a brand new skill.</p> <p>Date completed _____</p> <p>2) Do at least four activities from the following badges:</p> <p>A Healthier You Date completed _____</p> <p>Being My Best Date completed _____</p> <p>Looking Your Best Date completed _____</p>	<p>3) Display or demonstrate one of your talents to your troop, group or others.</p> <p>4) Complete two activities from the "It's Great to be a Girl" chapter in the Junior Girl Scout Handbook.</p> <p>5) Complete an activity from one of the following resources: <i>GirlSports</i>, <i>Issues for Girl Scouts: Girls Are Great for Junior Girl Scouts</i>, or the "Just For Girls" section of Girl Scouts of the USA Web site www.girlscouts.org/girls. Or participate in a council event.</p>	<p>Date _____</p> <p>Date _____</p> <p>Date _____</p> <p>Leader's initials _____</p>
Award	Badge Work	Activity	Sign Requirements Completed
<p style="text-align: center;">Sign of the Rainbow</p> 	<p>1) Complete one of the following badges:</p> <p>World Neighbors Date completed _____</p> <p>Global Awareness Date completed _____</p> <p>Humans and Habitats Date completed _____</p>	<p>2) Do an activity from either <i>Issues for Girl Scouts: Connections for Junior Girl Scouts</i> or <i>Girl Scouts Go Global</i> or you can participate in a council event in which you get to meet new girls. Be sure to try to make some new friends.</p> <p>3) Do an activity from the "Family and Friends" chapter of this book.</p> <p>4) Do an activity in which you help others get something done or help them learn a new skill. By helping out where you are needed, you show respect for others.</p> <p>5) Do two activities from any of the following badges to learn more about people in your community: "My Community", "Celebrating People", and "Local Lore".</p>	<p>Date _____</p> <p>Date _____</p> <p>Date _____</p> <p>Date _____</p> <p>Leader's initials _____</p>

Award	Badge Work	Activity	Sign Requirements Completed
<p data-bbox="142 280 352 313">Sign of the Sun</p> 	<p data-bbox="430 280 741 313">3) Earn one of these badge:</p> <p data-bbox="430 345 653 378">It's Important to Me Date completed _____</p> <p data-bbox="430 467 653 500">The Choice Is Yours Date completed _____</p> <p data-bbox="430 589 569 621">High on Life Date completed _____</p>	<p data-bbox="879 280 1587 345">1) Live the Girl Scout Promise. Do an activity in which you serve God, your country, or other people.</p> <p data-bbox="879 402 1598 467">2) Live the Girl Scout Law. Choose one part of the Girl Scout Law and do an activity that helps you to practice it.</p> <p data-bbox="879 524 1570 589">4) Do an activity from "Girl Scout Basics" or Adventures in Girl Scouting in this book.</p> <p data-bbox="879 646 1608 735">5) Read the section on values in the "It's Great to Be a Girl" chapter in this book. Read about "Values in Girl Scouting" and answer the "Test yourself" questions on that page.</p>	<p data-bbox="1652 280 2003 313">Date _____</p> <p data-bbox="1652 402 2003 435">Date _____</p> <p data-bbox="1652 524 2003 557">Date _____</p> <p data-bbox="1652 646 2003 678">Date _____</p> <p data-bbox="1652 711 2003 743">Leader's initials _____</p>
Award	Badge Work	Activity	Sign Requirements Completed
<p data-bbox="128 849 373 881">Sign of the World</p> 	<p data-bbox="430 849 800 914">2) Complete one of the following badges:</p> <p data-bbox="430 946 583 979">Model Citizen Date completed _____</p> <p data-bbox="430 1036 527 1068">Lead On Date completed _____</p> <p data-bbox="430 1125 779 1206">3) Do activities from one of the following badges:</p> <p data-bbox="430 1222 632 1255">Earth Connections Date completed _____</p> <p data-bbox="430 1312 558 1344">Eco-Action Date completed _____</p> <p data-bbox="430 1401 730 1433">Your Outdoor Surroundings Date completed _____</p>	<p data-bbox="879 865 1623 963">1) Read the section on doing a service project in the "Adventures in Girl Scouts" chapter. In a group, discuss some projects that you think your community needs.</p> <p data-bbox="879 1019 1623 1198">4) Try an activity from one of the following Girl Scout resources: <i>Fun and Easy Nature and Science Investigations</i> or <i>Issues for Girls Scouts: Read to Lead for Junior Girl Scouts</i> or <i>Issues for Girl Scouts: Media Know-How for Junior Girl Scouts</i> or <i>Junior Girl Scouts Against Smoking.</i> Or participate in a council project that helps make the world a better place.</p> <p data-bbox="879 1255 1556 1352">5) Look at the "Create and Invent" and "Explore and Discover" chapters of this book to find a way to make or do something to improve your neighborhood or community.</p>	<p data-bbox="1652 881 2003 914">Date _____</p> <p data-bbox="1652 1036 2003 1068">Date _____</p> <p data-bbox="1652 1255 2003 1287">Date _____</p> <p data-bbox="1652 1369 2003 1401">Leader's initials _____</p>